

ENSTO

Ensto SLIW family

Revolutionary insulation
piercing connectors



Better life.
With electricity.

Our reliable and hard-wearing accessories guarantee uninterrupted distribution of electricity even in the most demanding weather conditions.

ensto.com

Ensto SLIW family

Complete connector family for saving the low voltage lines



Ensto, specialist in insulation piercing technology, has complete SLIW connector family suitable for all purposes of use and targets in low-voltage networks. Ensto SLIW connectors represent the Ensto design which combines modern appearance with high quality. They are fast and easy to install and strong in connection.



Scan to watch the SLIW installation video



With installations in the cold north, deep jungles, hot deserts and salty coasts our connectors are proven to be reliable, installer friendly, and long-lasting.

Designed to last for decades

Super generation of connectors



Verified environmental product declaration (EPD)* for SLIW 50 series
EPD number: HUB-0846

Visible markings

Stainless steel screw and Al shear head

EN50483-4, class A1

Waterproof

For Al and Cu conductors

Fully encapsulated screw. Suitable for live line work

For handheld wrench for easy installation



* Environmental Product Declaration (EPD) is a standardized document that transparently communicates the environmental performance or impact of a product or substance. It is based on the ISO 14025 standard and the scientific footprinting method Life Cycle Assessment (LCA).

Ensto's solutions for electricity distribution networks are secure and long-lasting. Our reliable and hard-wearing accessories guarantee uninterrupted distribution of electricity even in the most demanding weather conditions.

Efficient to install

We have paid special attention to making the SLIW connector family products easy-to-install. The compact structure and modern design save time and money in installation work.

Fully insulated bolt provides safe live line working and connector's design enables easy installation without peeling insulation from conductor. Due to the dry elastomer-protected teeth, grease is not needed. The connector's blue color also has its own purpose and means high visibility in installation – black wire on blue surface.

High quality & reliability

SLIW connectors represent high quality Ensto design with high quality materials. The connectors are suitable for all cross-sections in low voltage networks.

Special attention has been paid to superb usability, durability and easy installation. Cutting-edge technology, quality materials and continuous testing are the basis of SLIW products. Connectors are robust thanks to 2-component injection molding technology. The compact products require less material and are waterproof.

Durability for decades

The corrosion-proof SLIW connectors are designed to last for decades – even in the most demanding circumstances. High Ensto quality ensures the reliability of electricity networks and decreases service costs. The SLIW connectors are an investment to the future.

Th SLIW connector family exemplifies Ensto's role as global leader in insulation piercing connector technology

Product information

SLIW family

Insulation piercing connectors for aluminum and/or copper main and branch conductors to connect conductors. Our connectors guarantee uninterrupted distribution of electricity even in the most demanding weather conditions thanks to high-quality design and robust materials. The teeth of the connector are pure or tinned aluminum and their shape prevents the water from entering into conductor which protects the conductor against corrosion.

SLIW50 waterproof insulation piercing connector



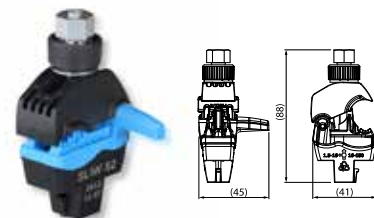
TYPE	CODE	MAIN CONDUCTOR mm ²	BRANCH CONDUCTOR mm ²	CONDUCTOR DIA mm	TIGHTENING TORQUE Nm	WEIGHT kg
SLIW50	6438100303921	Al/Cu 10-50	Al/Cu 1.5-10	6.1-12.5 / 3.0-7.0	10 ± 1	0.05



SLIW52 waterproof insulation piercing connector



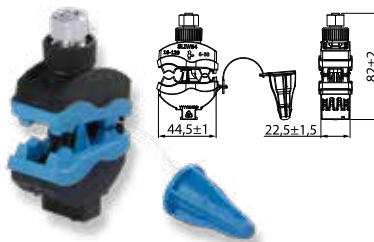
TYPE	CODE	MAIN CONDUCTOR mm ²	BRANCH CONDUCTOR mm ²	CONDUCTOR DIA mm	TIGHTENING TORQUE Nm	WEIGHT kg
SLIW52	6438100312114	Al/Cu 16-150	Al/Cu 1,5-16	7.0-18.6 / 3.0-7.8	11 ± 1	0.07



SLIW54 waterproof insulation piercing connector



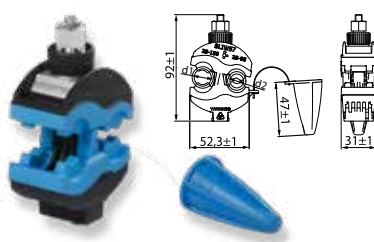
TYPE	CODE	MAIN CONDUCTOR mm ²	BRANCH CONDUCTOR mm ²	CONDUCTOR DIA mm	TIGHTENING TORQUE Nm	WEIGHT kg
SLIW54	6438100303785	Al/Cu 16-120	Al/Cu 6-50	7.0-17.6 / 4.0-12.1	11 ± 1	0.09



SLIW57 waterproof insulation piercing connector



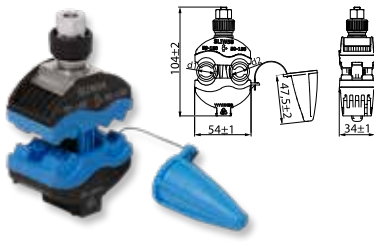
TYPE	CODE	MAIN CONDUCTOR mm ²	BRANCH CONDUCTOR mm ²	CONDUCTOR DIA mm	TIGHTENING TORQUE Nm	WEIGHT kg
SLIW57	6438100303686	Al/Cu 25-150	Al/Cu 25-95	8.4-18.5 / 8.4-15.2	15 ± 1	0.12



SLIW58 waterproof insulation piercing connector



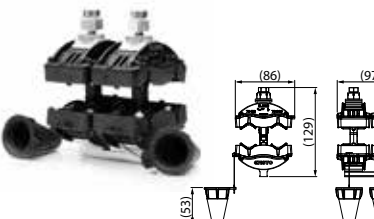
TYPE	CODE	MAIN CONDUCTOR mm ²	BRANCH CONDUCTOR mm ²	CONDUCTOR DIA mm	TIGHTENING TORQUE Nm	WEIGHT kg
SLIW58	6438100307387	Al/Cu 50-150	Al/Cu 50-150	11.0-18.5 / 11.0-18.5	15 ± 1	0.139



SLIW59 waterproof insulation piercing connector



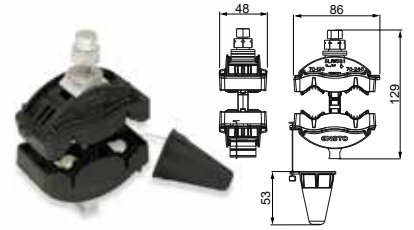
TYPE	CODE	MAIN CONDUCTOR mm ²	BRANCH CONDUCTOR mm ²	CONDUCTOR DIA mm	TIGHTENING TORQUE Nm	WEIGHT kg
SLIW59	6438100314637	Al/Cu 70-150	Al/Cu 70-240	12.0-23 / 12.0-23.0	26.5 ± 1	0.57



SLIW59.1 waterproof insulation piercing connector

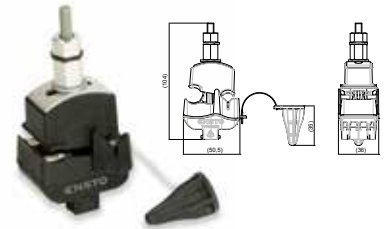


TYPE	CODE	MAIN CONDUCTOR mm ²	BRANCH CONDUCTOR mm ²	CONDUCTOR DIA mm	TIGHTENING TORQUE Nm	WEIGHT kg
SLIW59.1	6438100335915	Al/Cu 70-120	Al/Cu 70-240	12.0-23.0 / 12.0-23.0	26.5 ± 1	0.29



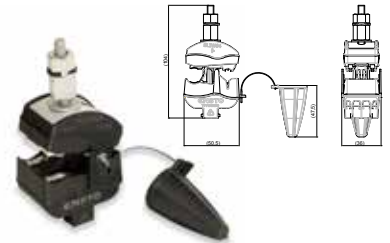
SLIW63 connector for bare/insulated

TYPE	CODE	MAIN CONDUCTOR mm ²	BRANCH CONDUCTOR mm ²	CONDUCTOR DIA mm	TIGHTENING TORQUE Nm	WEIGHT kg
SLIW63	6438100317812	Al/Cu 16-95	Al/Cu 2.5-24	4.0-14 / 3.0-10	10.5 ± 1	0.115



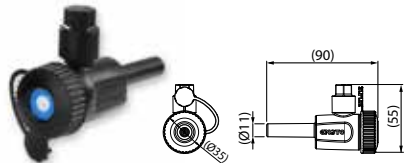
SLIW64 IPC / bare connector

TYPE	CODE	MAIN CONDUCTOR mm ²	BRANCH CONDUCTOR mm ²	CONDUCTOR DIA mm	TIGHTENING TORQUE Nm	WEIGHT kg
SLIW64	6438100317799	Al/Cu 16-95	Al/Cu 16-95	4.0-14 / 4.0-16.1	13.5 ± 1	0.13



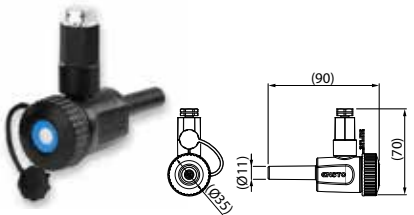
SLIW65 reusable connector

TYPE	CODE	BRANCH CONDUCTOR mm ²	CONDUCTOR DIA mm	TIGHTENING TORQUE Nm	WEIGHT kg
SLIW65	6438100312695	Al/Cu 1 x 2.5-35	3.5-11	11 ± 1	0.05



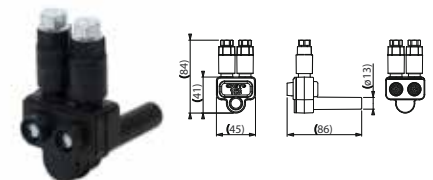
SLIW65S reusable connector

TYPE	CODE	BRANCH CONDUCTOR mm ²	CONDUCTOR DIA mm	TIGHTENING TORQUE Nm	WEIGHT kg
SLIW65S	6438100312701	Al/Cu 1 x 2.5-35	3.5-11	11 ± 1	0.06



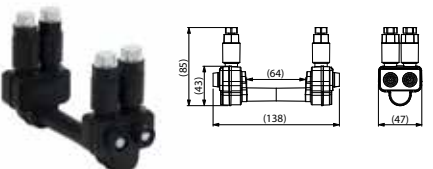
SLIW66 insulation piercing connector

TYPE	CODE	BRANCH CONDUCTOR mm ²	CONDUCTOR DIA mm	TIGHTENING TORQUE Nm	WEIGHT kg
SLIW66	6438100317973	Al/Cu 2 x 6-35	4.5 - 11	10 ± 1	0.11



SLIW67 insulation piercing connector

TYPE	CODE	BRANCH CONDUCTOR mm ²	CONDUCTOR DIA mm	TIGHTENING TORQUE Nm	WEIGHT kg
SLIW67	6438100317980	Al/Cu 4 x 6-35	4.5 - 11	10 ± 1	0.20





ENSTO

Ensto Finland Oy
Ensio Miettisen katu 2, P.o. box 77
FIN-06101 Porvoo, Finland
ensto@ensto.com

ensto.fi

